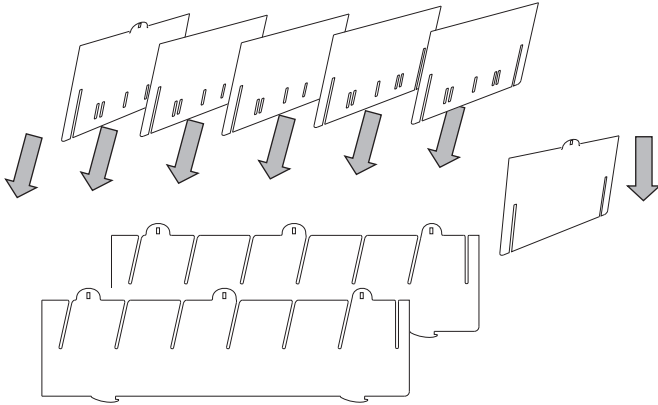


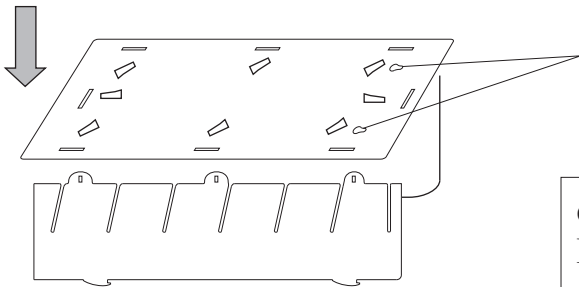
Slotcar tower 1/43

Item.No.: 19100

Please remove protection film from the acrylic sheets before assembling.
At first, please connect the shelves to the side panels.



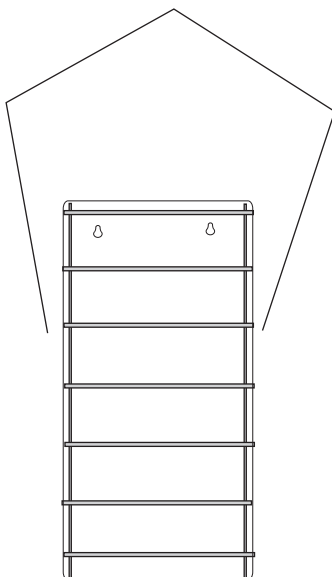
Continue by connecting the back panel to the other parts of the vitrine. Use the small acrylic wedges to clamp the back panel.



suitable for wall mounting or mounting on the floor

cleaning instruction:
Please do not use any cleaning agents other than water or special acrylic care products.

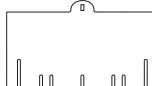
Please note !
When moving the rack, please lift it at the side panels only !



individual parts :



19100x (8 pcs)
acrylic wedges

19100c
top shelf
(1 pcs) 

19100e
lower shelf
(1 pcs) 

19100d
shelf
(5 pcs) 

19100f
side panel
(2 pcs) 

(1 pcs) **19100k**
front panel


(1 pcs) **19100s**
reflective back panel
OR
19100t
transparent back panel
OR
19100u
black back panel
